
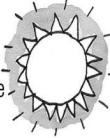









# Structure of the Earth: Answer Key

Depth From Surface	Earth Interior Event Card
1,800 - 3,200 miles	<p>Liquid iron is found, creates Earth's magnetic field</p> 
3,200 - 3,960 miles	<p>Temperatures reach 9,800 degrees F (as hot as the surface of the Sun!)</p> 
6.8 miles	<p>Bottom of the Pacific Ocean, Mariana Trench</p> 
93 miles	<p>Where diamonds form</p> 
1.5 miles	<p>Deepest mine in the world</p> 
434 miles	<p>Maximum depth of earthquakes</p> 
1,800 miles	<p>Maximum depth of magma</p> 

1,800 miles	<p>1.35 million atmospheres of pressure or 17,800 elephants balancing on your head</p> 
3,960 miles	<p>3.6 million atmospheres of pressure or 47,700 elephants balancing on your head</p> 
0 - 43.5 miles	<p>Place where rocks form</p> 